

---

# SPECIFICATION FOR APPROVAL

Product	PIEZO BUZZER (SELF DRIVE)
Part No.	AZ-4328S-P
Customer Approval	

Approved By	Checked By	Made By



**A & B Components**

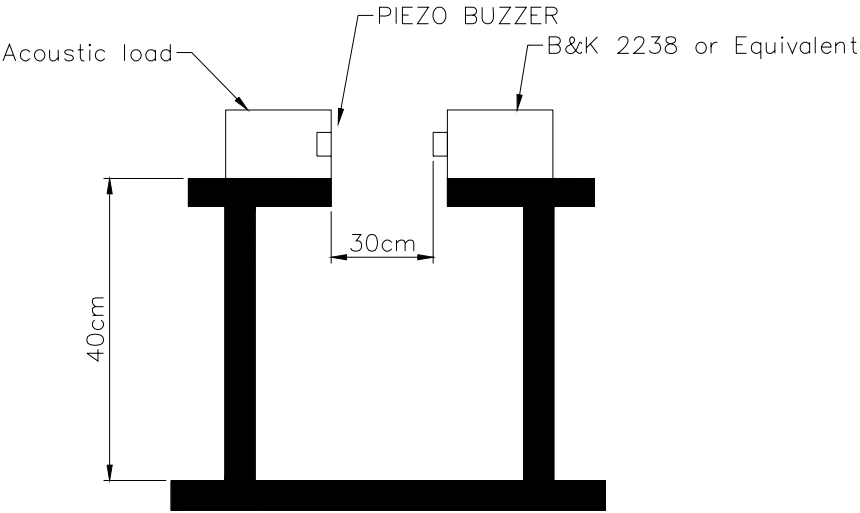
**<http://www.speaker-tw.com>**

# AZ-4328S-P

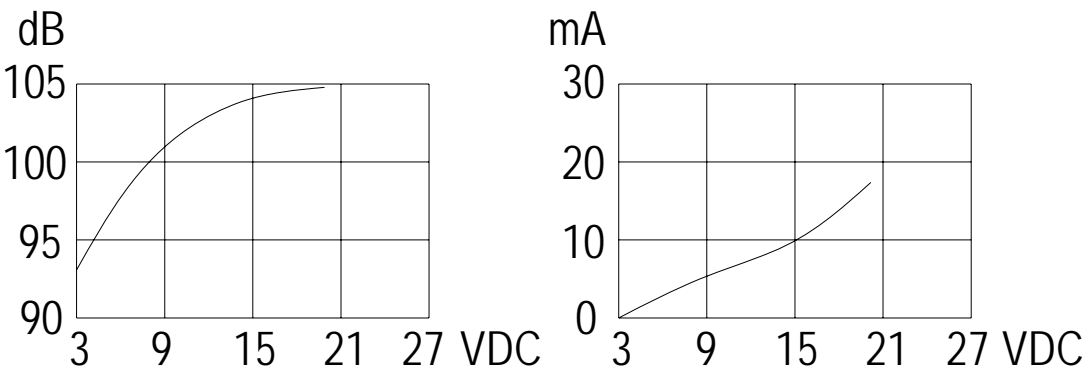
Items		Units	Specifications	Conditions
01	Rated Voltage	VDC	12	
02	Operating Voltage	VDC	3~20	
03	Rated Current	mA(Max)	12	At 12VDC
04	Sound Output At 30 cm	dBA(Min)	100	At 12VDC
05	Resonant Frequency	Hz	2800±500	
06	Tone Nature	Single		
07	Operating Temp.	℃	-20 ~ +60	
08	Storage Temp.	℃	-30 ~ +70	
09	Weight	g	11	

Value Applying Rated Voltage

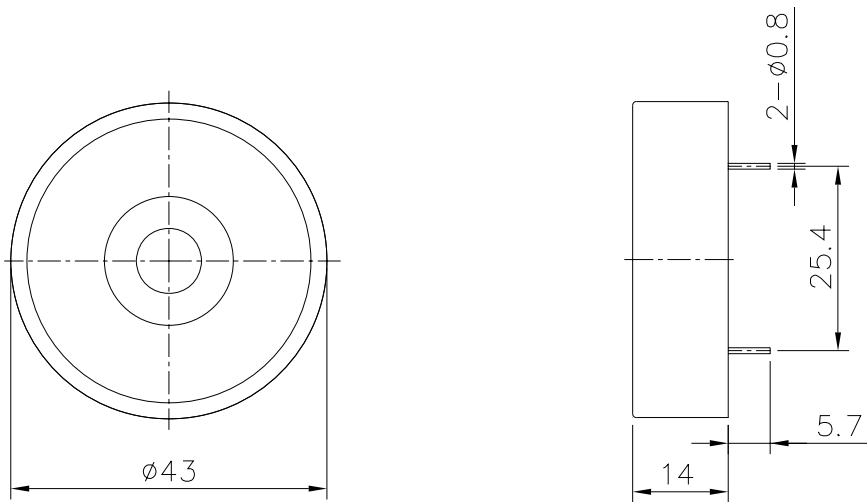
STANDARD TEST FIXTURE



Characteristic



REV NO.	REVISION NOTE	APPROVAL	DATE
---------	---------------	----------	------



TITLE: <i>PIEZO BUZZER</i>		DRAWN: <i>Richard</i> 09/24/2001	SCALE: 1:1	SHEET: 1 of 1
PART NO. <i>AZ-4328S-P</i>	1	DESIGNED: R & D DEP.	UNITS: mm	
DWG NO. <i>DTP-1075</i>		CHECKED:	TOLERANCE $\pm 0.3$	
		APPROVAL:	UNLESS OTHERWISE SPECIFIED:	
	REV	MATERIAL: ABS	ONE PLACE DECIMAL $\pm$ ***	
			TWO PLACE DECIMAL $\pm$ ***	
			THREE PLACE DECIMAL $\pm$ ***	

*A & B Components*

# RELIABILITY TEST

## AZ-4328S-P

Item		Conditions	Evaluation standard
01	Low Temp. Storage Test	A°C±2°C ,240Hr	(S.P.L)Test before numerical ±10dB *wrong (Frequency)Test before numerical ±10% (Current)Test before numerical ±10% (No crake is allowed on the part surface after Free drop test ) ● After the test ,the part shall meet the specifications without any degradation in appearance and performance
02	High Temp.Storage Test	B°C±2°C RH50% ,240Hr	
03	Temp./Humidity Storage Test	40°C±2°C , RH90-95% 240Hr	
04	Thermal Shock Test	A°C±2°C (1Hr)→ ,20°C±2°C (1Hr) B°C±2°C (1Hr)→ ,20°C±2°C (1Hr)10 cycle	
05	Vibration Test	10-55Hz/1min amplitude1.5mm,X,Y,Z,3 directions	
06	Mechanical Shock Test	+100G,Sine wave, XYZ , 3 impacts per axis	
07	Free Drop Test	The part shall be dropped freely from a height of 75 cm onto concrete 1 time in 2 axes (total 4 times )	
08	Life Burning Test	The part shall be subjected to 1000 hrs in the room temp with rated voltage applied	
09	Lead Wire / Pin Pull Test	The Part checking standard : Following supplier's Spec. Finished-part checking Standard vertical Pull i)100g MIN 0.05mm Thickness of ceramic ii)300g MIN 0.1mm ≤ Thickness of ceramic b: Horizontal Pull i)700g MIN	

Remark : "A"means Storage low temp. "B"means Storage high temp