
SPECIFICATION FOR APPROVAL

Product	DYNAMIC SPEAKER
Part No.	AS-2790J08-B2T
Customer Approval	

Approved By	Checked By	Made By



A & B Components

<http://www.speaker-tw.com>

AS-2790J08-B2T

01	Type	Dynamic speaker	
02	Dimension	External diameter 27 mm	
03	Rated Input Power	0.1 W	
04	Impedance	8 ohm \pm 15% at 1500Hz	
05	Resonance Frequency (Fo)	900 Hz \pm 20% at Fo, 1V	
06	Sensitivity (S.P.L.)	78dB(W/m) \pm 3 dB	at AVE 1.2K,1.5K,1.8K,2.0K(Hz).
		88dB(0.1W/0.1m) \pm 3 dB	
07	Frequency Range	Fo – 5KHz	
08	Distortion	Less than 10 % at 1500Hz 0.1W	
09	Max. Input Power	Must be normal at 0.2W white noise for 1 minute.	
10	Voice Coil	Diameter 6.5mm	
11	Magnet	Rare earth permanent (Ferrite) magnet Φ 15.5 x 7 x 5 mm	
12	Weight	10g \pm 1g	
13	Appearance	Should not exist any obstacle to be harmful to normal operation; damages, cracks, rusts and distortions, etc.	
14	Operation Test	Must be normal at program source –0.1W	
15	Buzz, Rattle, etc.	Should not be audible at 0.89V sine Wave between Fo to 20KHz	
16	Polarity	When positive voltage is applied to the terminal marked (+), diaphragm should move to the front.	
17	Terminal Strength	Capable of withstand 1kg load for 30 seconds without resulting in any damage or rejection.	
18	Load Test	0.1 W white noise is applied for 96 hours and satisfy the test listed on item 05,06,13,15	
19	High Temp. Test	Keep 96 hours at +70°C \pm 3°C and leave 3 hours in normal temperature and then check	
20	Low Temp. Test	Keep 96 hours at -20°C \pm 3°C and leave 3 hours in normal temperature and then check	
21	Humidity Test	Keep 96 hours at + 60°C \pm 3°C relative humidity 95% and leave 3 hours in normal temperature and then checked.	
22	Drop Test	Drop the speakers contained in normal box onto the board 20mm thick 10 times from the height of 0.75m and then should satisfy the test listed on item 13 and 15	

Measurement Condition

Test and measurement will be carried out under normal condition of temperature

within 5°C to 35°C ,relative humidity within 45% to 85% and air pressure of 860mbar to 1060mbar.

Should uncertainly arise in data obtained from the above atmosphere, control of temperature

At 20°C ±2°C and relative humidity within 60% and 70%, with air pressure remaining unchanged,

To be enforced.

1. Microphone : B&K 4191

2. Standard Baffle : In IEC 268-5 Where 1350mm x 1650mm

3. Testing Distance : 0.1m

4. Zero Level : -dB

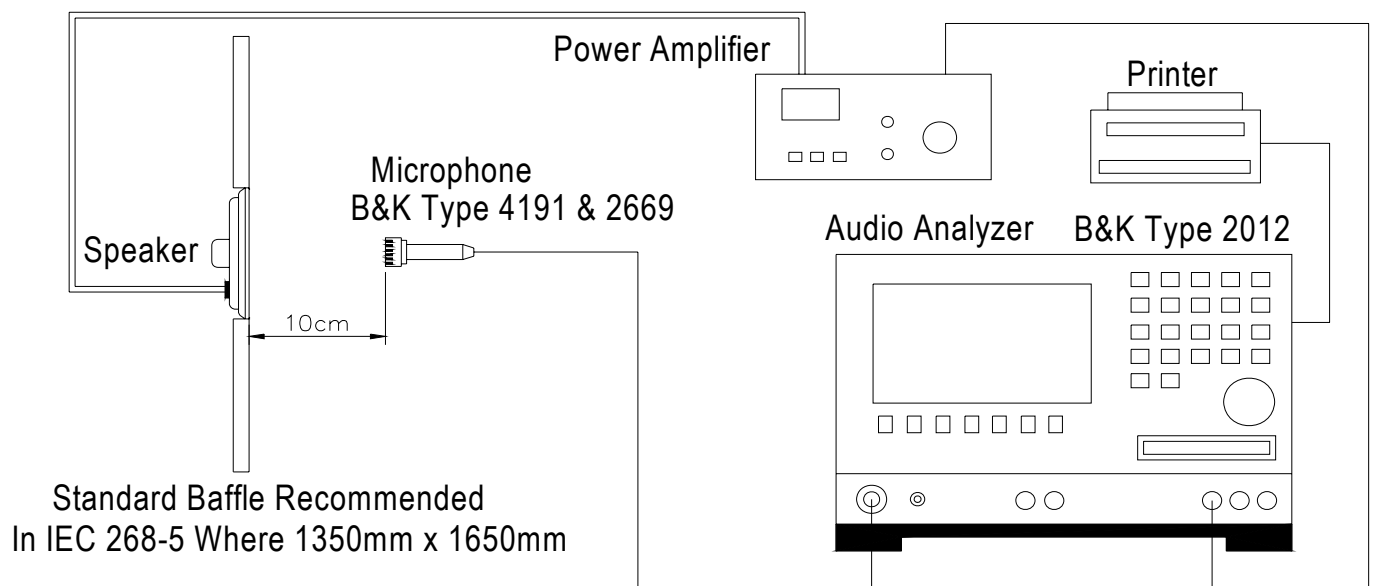
5. Mode : SPEAKER

6. Input Power : 0.1W

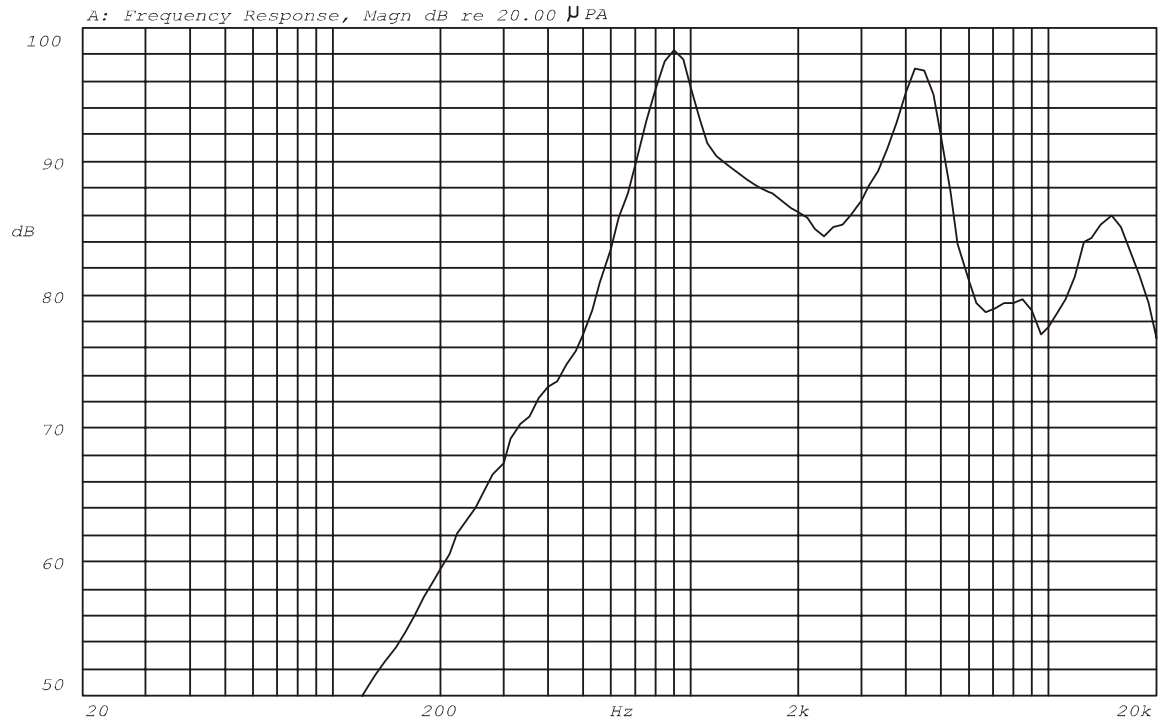
7. potentiometer Range : 50dB

8. Sweep Time : 0.5sec

Standard test condition of speaker



Frequency Response Curve

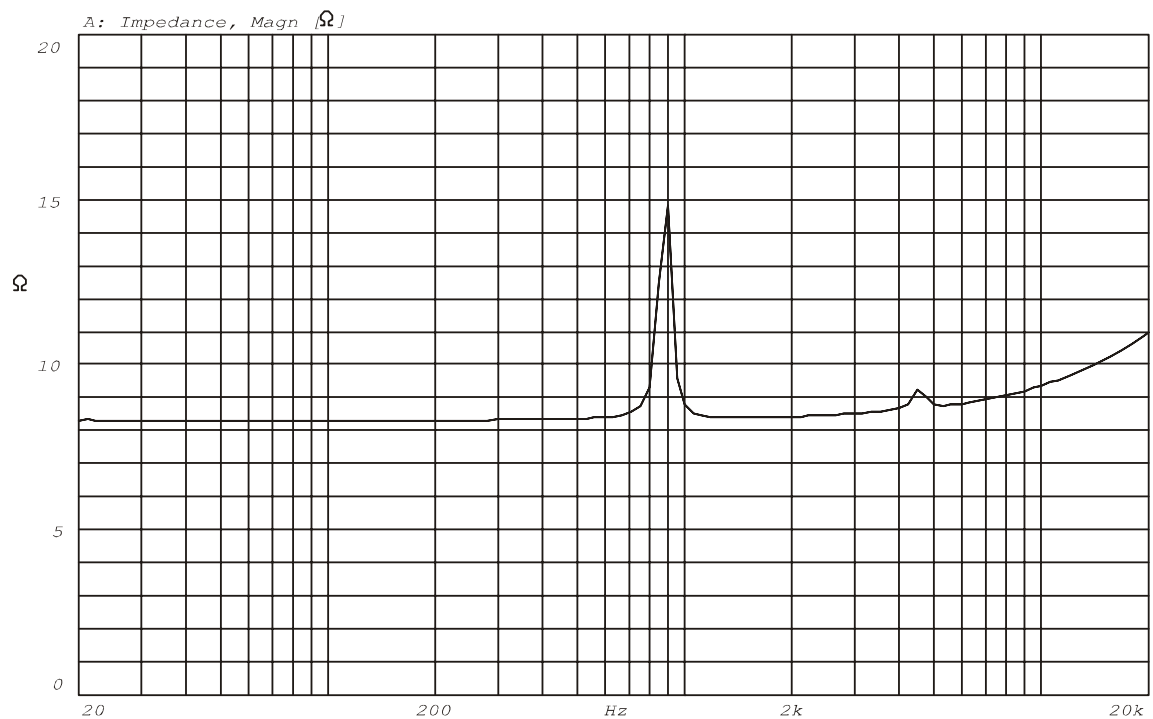


Mode: SPEAKER



Impedance Curve

IMPEDANCE MEASUREMENTS: Measurement of Impedance $Z(j\omega)$
ZA: Live Curve Impedance Ω



Mode: $Z(j\omega)$

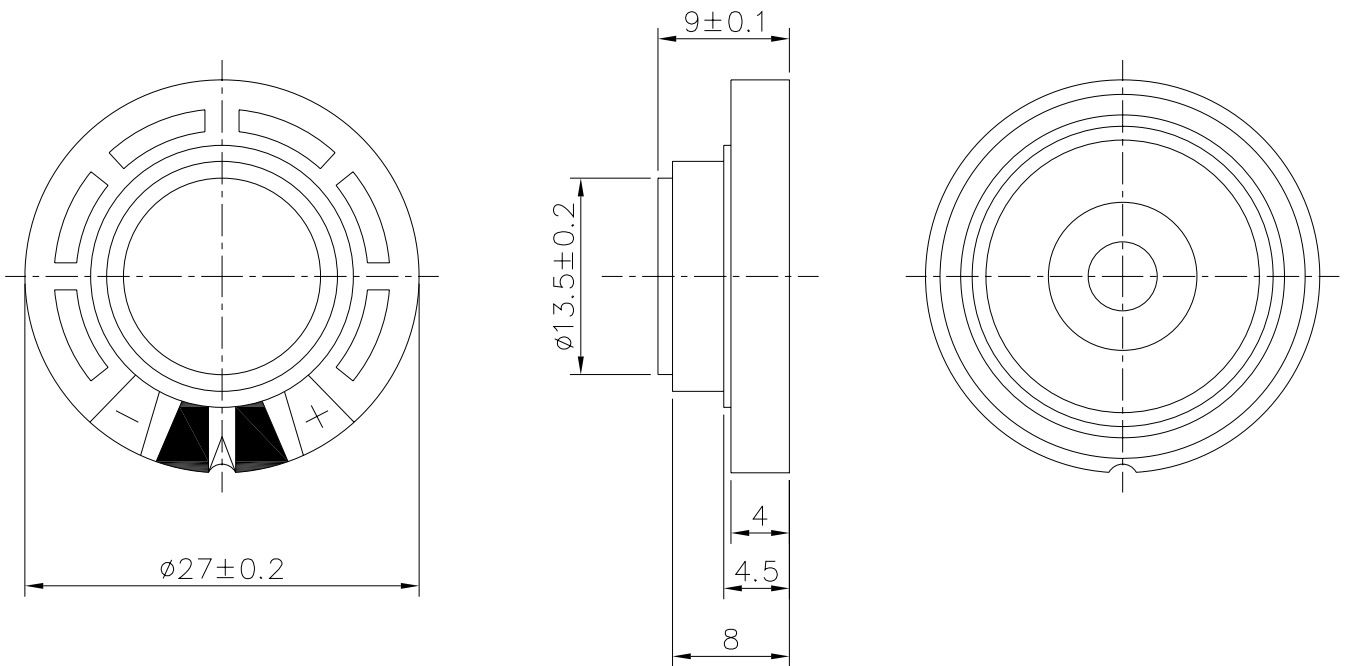


REV NO.

REVISION NOTE

APPROVAL

DATE



TITLE: <i>DYNAMIC SPEAKER</i>		DRAWN: <i>Richard</i> 11/14/2001	SCALE: 2:1	SHEET: 1: 1
PART NO. <i>AS-2790J08-B2T</i>		DESIGNED: <i>R & D DEP.</i>	UNITS: <i>mm</i>	
DWG NO. <i>DTS-1176</i>		CHECKED:	TOLERANCE ± 0.5 mm	
		APPROVAL:	UNLESS OTHERWISE SPECIFIED:	
REV		MATERIAL: <i>*****</i>	ONE PLACE DECIMAL \pm ***	
			TWO PLACE DECIMAL \pm ***	
			THREE PLACE DECIMAL \pm ***	

A & B Components