
SPECIFICATION FOR APPROVAL

Product	DYNAMIC RECEIVER
Part No.	AR-0841U32-1T
Customer Approval	

Approved By	Checked By	Made By



A & B COMPONENTS

[HTTP://WWW.SPEAKER-TW.COM](http://www.speaker-tw.com)

1. SPECIFICATION

AR-0841U32-1T

ITEMS.		SPECIFICATIONS
01	Type	Dynamic Φ 8mm receiver unit
02	Sensitivity (S.P.L)	110dB \pm 3 dB at 1kHz 180mV with IEC 318 coupler
03	Impedance.	32 Ohm \pm 15% at 1KHz
04	Magnet Field Intensity.	Axial – dB , Radial –dB at 1KHz
05	Nominal Input Power	10 mW
06	Max. Input Power.	20 mW
07	Total Harmonics Distortion	Max 5 % at 1K Hz.
08	Operation temperature	-20 $^{\circ}$ C to +60 $^{\circ}$ C
09	Storage temperature	-30 $^{\circ}$ C to +70 $^{\circ}$ C
10	Weight.	0.4g \pm 0.1g

2. MEASURING METHOD

2-1. Test Condition

STANDARD

Temperature : 15 ~ 35 $^{\circ}$ C

Relative humidity : 45% ~ 85%,

Atmospheric pressure : 860mbar to 1060mbar.

JUDGEMENT

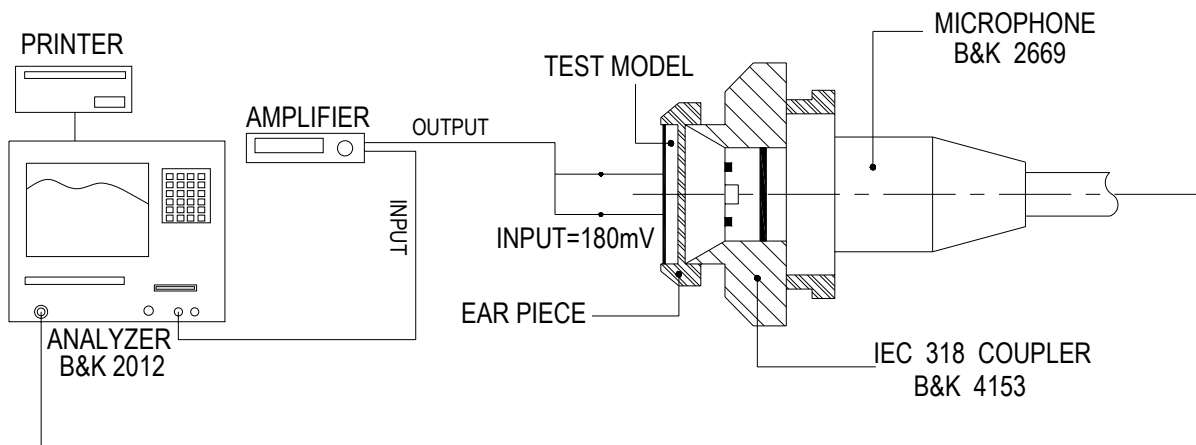
Temperature : 20 \pm 3 $^{\circ}$ C

Relative humidity : 60% ~ 70%,

Atmospheric pressure : 860mbar to 1060mbar

2-2. Standard Test Fixture

Input signal : 1mW(180mV)



2.3 2Frequency Response Curve

AR-0832UA-1

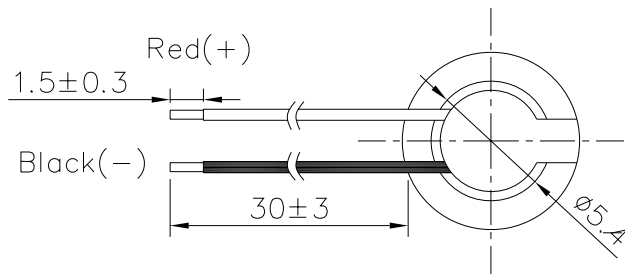
X:1.0000kHz Y:112.92dB ZA:Live Curve SSR Fund.



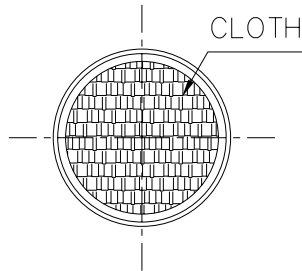
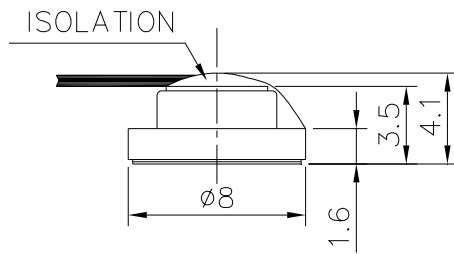
Mode: Receiver



REV NO.	REVISION NOTE	APPROVAL	DATE
---------	---------------	----------	------



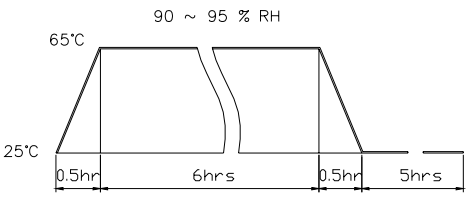
WIRE : UL 1571 , 32 AWG .



TITLE: <i>DYNAMIC RECEIVER</i>		DRAWN: <i>Richard</i> 04/04/2006	SCALE: 3:1	SHEET: 1 of 1
PART NO. <i>AR-0841U32-1T</i>		DESIGNED: <i>R & D DEP.</i>	UNITS: <i>mm</i>	
DWG NO. <i>DTR-1084</i>		CHECKED:	TOLERANCE ± 0.2	
		APPROVAL:	UNLESS OTHERWISE SPECIFIED:	
REV <i>1</i>		MATERIAL: <i>*****</i>	ONE PLACE DECIMAL ± ***	
			TWO PLACE DECIMAL ± ***	
			THREE PLACE DECIMAL ± ***	

A & B Components

4. RELIABILITY TESTS

ITEMS.		SPECIFICATIONS
01	High temp. Test	Keep 96 hours at $+85^{\circ}\text{C} \pm 3^{\circ}\text{C}$ and leave 3 hours in normal temperature and then check
02	Low temp. Test	Keep 96 hours at $-40^{\circ}\text{C} \pm 3^{\circ}\text{C}$ and leave 3 hours in normal temperature and then check
03	Humidity test	Keep 96 hours at $+40^{\circ}\text{C} \pm 3^{\circ}\text{C}$ relative humidity 90% and leave 3 hours in normal temperature and then checked.
04	Temp./humidity cycle	<p>The part shall be subjected 5 cycles. One cycle shall be 12 hours and consist of;</p> 
05	Thermal Cycle Test.	Low temperature: $-40^{\circ}\text{C} \pm 3^{\circ}\text{C}$, temperature: $+85^{\circ}\text{C} \pm 3^{\circ}\text{C}$, cycle: 1 hour/cycle each, and then keep 5 cycles in a room.
06	Vibration	10~200~10Hz Sin-Wave Sweep 15min. 5G(Constant) X,Y, Z 3 direction. 2 hours each, total 6 hours.
07	Fix Drop test	Fix on Jig. then drop from 152cm height to the concrete floor X,Y, Z 6 direction. 5 times each, total 30 times.
08	Free Drop test	Free drop from 100cm height to the concrete floor X,y, z 6 direction. 1 times each, total 6 times.
09	Load test	Rated power white noise is applied for 96 hours
10	Max Power test	Max Power 1 minute on – 2 minute off 10 cycles.
<p>Criterion :</p> <p>After these test , the change of S.P.L shall be within ± 3 dB.</p>		