

---

# SPECIFICATION FOR APPROVAL

Product	MAGNETIC BUZZER INDICATOR
Part No.	AD-1005-WB1
Customer Approval	

Approved By	Checked By	Made By



**A & B Components**

**<http://www.speaker-tw.com>**

# 1. Specifications

AD-1005-WB1

Items		Units	Specifications	Conditions
01	Rated Voltage	VDC	5	Response Time 0.5 Sec
02	Operating Voltage	VDC	3 ~ 8	Volts D.C
03	Consumption Current	mA (Max)	Mean 30	Applying rated voltage
			Peak 90	
04	Direct Current Resistance	Ohm	None	
05	Sound Output	dBA (min)	80	Distance at 10cm, applying rated voltage
06	Basic Frequency	Hz	2700± 200	
07	Operating Temp.	°C	-30 ~ +75	
08	Storage Temp.	°C	-40 ~ +85	
09	Weight	Gram	1.5	

## 2. Measuring Method

### 2-1. Test Condition

STANDARD

Temperature : 15 ~ 35°C

Relative humidity : 25% ~ 85%,

Atmospheric pressure : 860mbar to 1060mbar.

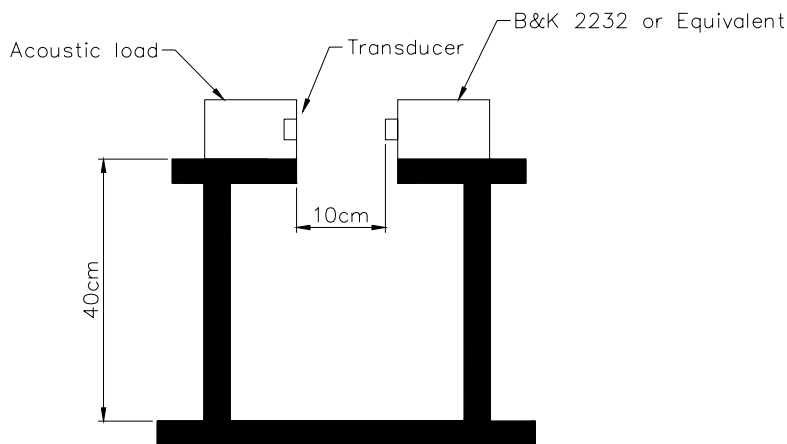
JUDGEMENT

Temperature : 20±3°C

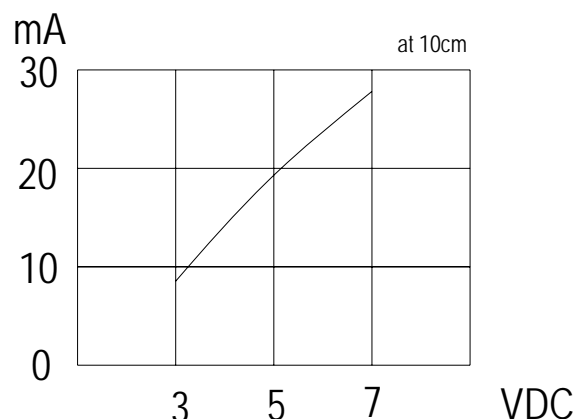
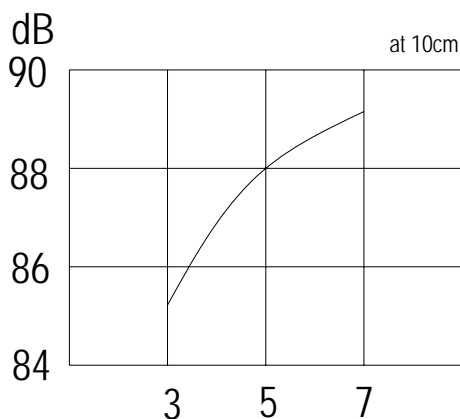
Relative humidity : 60% ~ 70%,

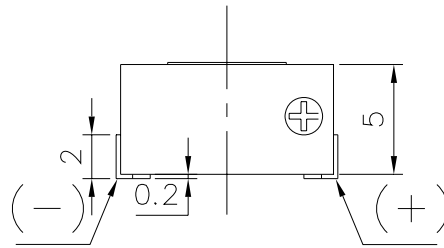
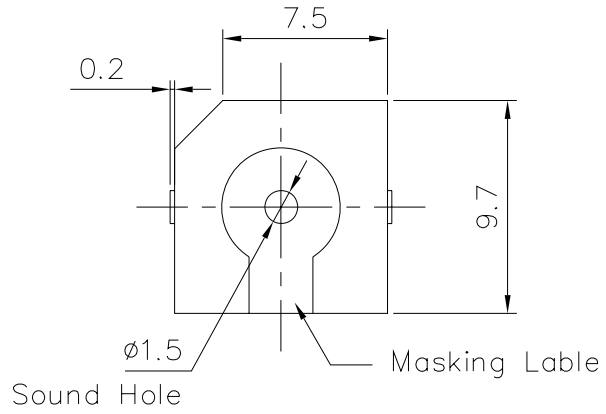
Atmospheric pressure : 860mbar to 1060mbar

### 2-3. Standard Test Fixture

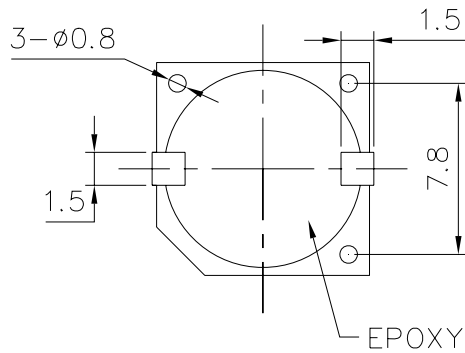
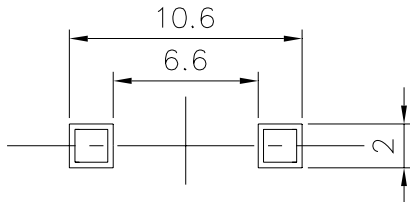


### 2-4. Frequency Response Curve





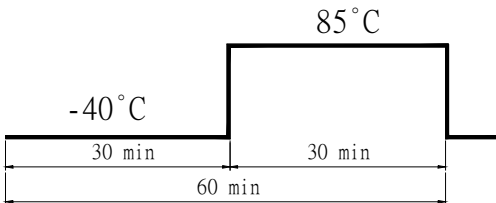
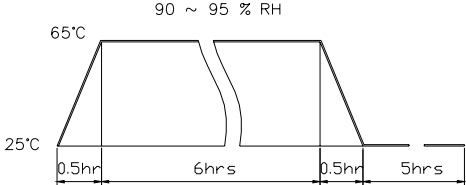
PCB LAYOUT



CASE : LCP .

TITLE: <i>TRANSDUCER BUZZER (INDICATOR)</i>		DRAWN: <i>Richard</i> 02/13/2008	SCALE: 3/1	SHEET: 1 OF 1
PART NO. <i>AD-1005-WB1</i>		DESIGNED: <i>R&amp;D DEP.</i>	UNITS: <i>mm</i>	
DWG NO. <i>DTE-1046</i>		1 REV	TOLERANCE ± 0.2	
			UNLESS OTHERWISE SPECIFIED:	
			ONE PLACE DECIMAL ± ***	
		MATERIAL:	TWO PLACE DECIMAL ± ***	
			THREE PLACE DECIMAL ± ***	

## 4.RELIABILITY TEST

Item	Test conditions	Evaluation standard
01 High temp.Storage life	The part shall be capable of withstanding a storage Temperature of 85°C for 96 hours.	After the test the part shall meet specifications without Any degradation in appearance and performance except S.P.L S.P.L shall be 77dB or more.
02 Low temp.Storage life	The part shall be capable of withstanding a storage Temperature of -40°C for 96 hours.	
03 Temp. cycle	<p>The part shall be subjected 10 cycles. One cycle shall consist of;</p> 	
04 Temp./Humidity cycle	<p>The part shall be subjected 10 cycles. One cycle shall be 12 hours and consist of;</p> 	
05 Operating life	<p>Rated Voltage, Frequency applied.</p> <ol style="list-style-type: none"> <li>1. Ordinary temperature The part shall be subjected to 1000 hours at room temperature (25 ±10°C)</li> <li>1. High temperature The part shall be subjected to 500 hours at 70°C</li> <li>2. Low temperature The part shall be subjected to 500 hours at -30°C</li> </ol>	
06 Vibration	The part shall be subjected to a vibration cycle of 10Hz to 55Hz to 10Hz in a period of 1 minute. Total peak amplitude shall be 1.52mm (9.3G). The vibration test shall consist of 2 hours per plane in each three mutually perpendicular planes for a total time of 6 hours.	

Item		Test conditions	Evaluation standard
07	Fixed drop	The part shall be mounted on standard pc board and dropped from a height of 152cm onto a concrete floor 5 times in each 6 planes.(a total of 30 times)	After the test the part shall meet specifications without Any degradation in appearance and performance except S.P.L S.P.L shall be 77dB or more.
08	Free drop	The part only shall be dropped from a height of 75cm onto a 40mm thick wooden board 3 times in 3 axes (X.Y.Z). (a total of 9 times).	
09	Solder heat resistance	Soldering into solderbath : $350\pm 5^{\circ}\text{C}$ Soaking time : $3.5\pm 0.5$ sec	
10	Solder ability	<b>Soldering <math>360\pm 5^{\circ}\text{C}</math> / 2 Sec</b>	
11	Lead strength	Pull lead with a force of 10N,on the direction of the lead axis for $10:10\pm 1$ sec	
12	Washability	Solvent : deionized water Solvent temp. : $55\pm 5^{\circ}\text{C}$ Soaking time : $5\pm 0.5$ min.	

## 5.Solder ability

Temperature profile for reflowable Buzzer .

